

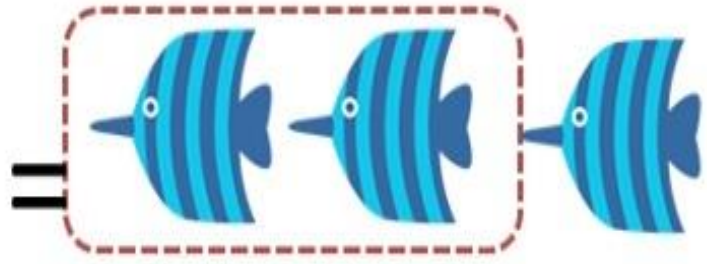
A decorative border consisting of a repeating pattern of ice cream cones with yellow and pink scoops on a brown cone, arranged in a rectangular frame around the page.

МДОБУ «Медведевский детский сад № 1 «Ягодка»

# *«Математика в картинках»*

Подготовила:  
Печенюк О.Ю.  
Учитель-дефектолог  
Высшей квалификационной категории


$1 + 1 =$




$2 + 2 =$




$3 + 3 =$



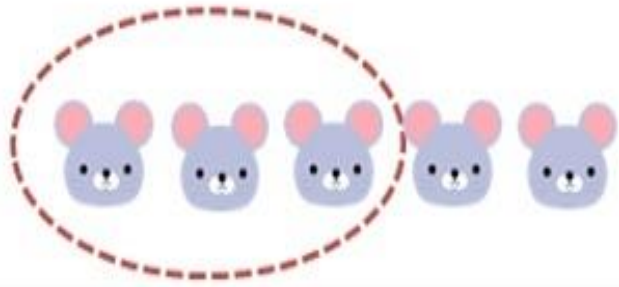
$5 + 2 =$



$3 + 2 =$



$1 + 2 =$



$2 + 2 =$



$2 + 3 =$





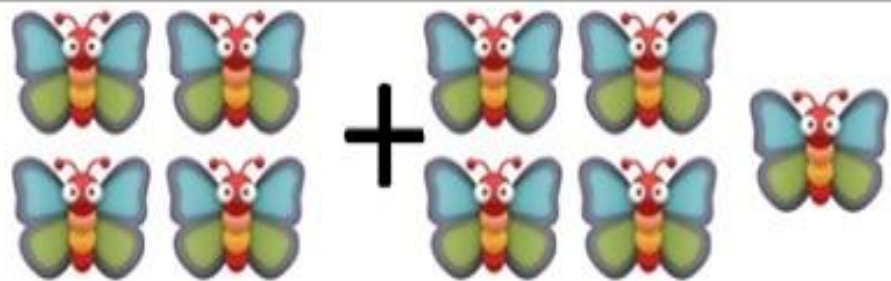



$3 + 1 =$



$3 + 2 =$



	3
---	---



	
--	--

	
---	--

	
---	--

	
--	--

	
--	--





$$1 + 1 + 2 =$$









$$2 + 2 + 1 =$$




$$2 + 2 + 2 =$$



$$2 + 3 + 4 =$$





5



$2 + 1 =$



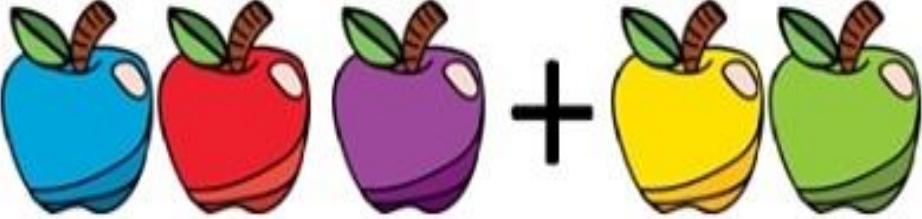



$5 + 3 =$

$8 - 2 =$

$7 + 0 =$

$9 - 4 =$

$6 + 3 =$

A decorative border of ice cream cones surrounds the page. The cones are arranged in a rectangular frame, with the top and bottom edges being solid lines of cones, and the left and right edges being staggered lines of cones.

## Ссылки и источники:

1. <https://ped-kopilka.ru/obuchenie-malyshei/veselaja-ma..>
2. <https://cz.pinterest.com/pin/530861874806492559/>
3. <https://chudo-udo.info/zadaniya-po-matematike>